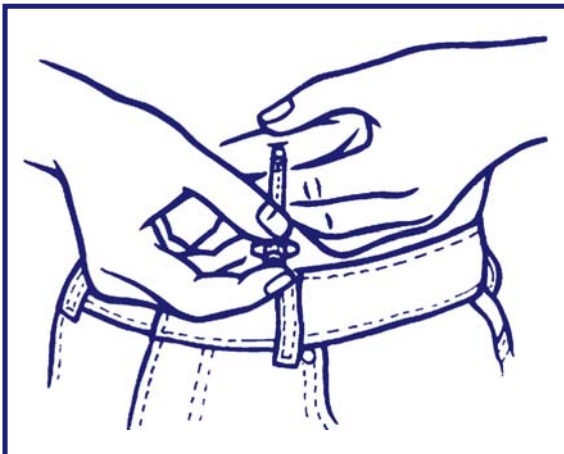
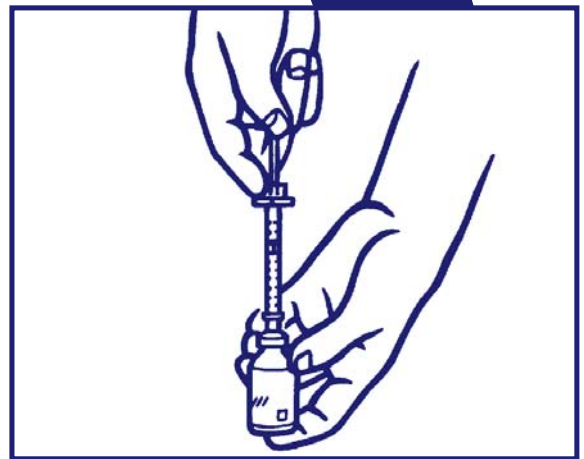
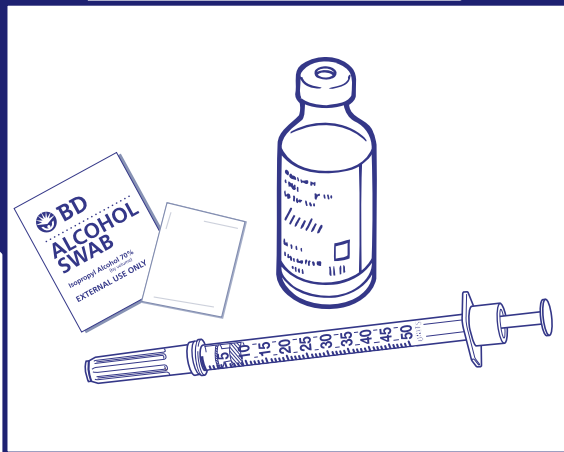


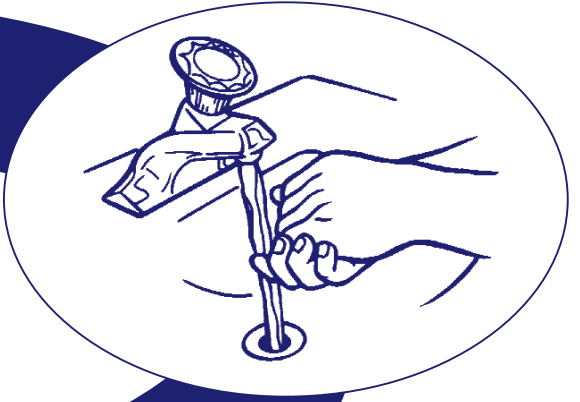


BD Getting Started™

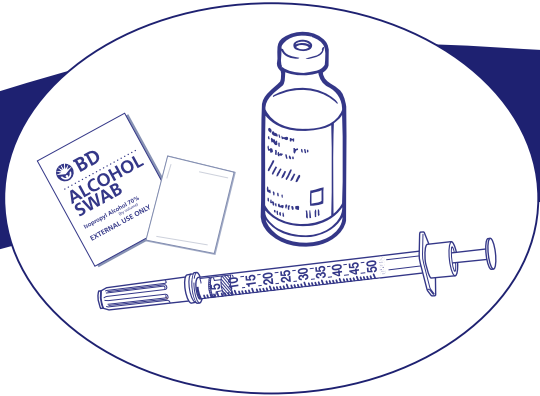
Drawing and Self-Injecting Insulin



2. Wash hands



1. Get Supplies



3. Roll bottle if needed



4. Wipe top of bottle with BD™ Alcohol Swab



6. Push needle into bottle



5. Pull plunger down to _____ units



Insulin Dose for:

Name: _____

Today's date: _____

My educator is: _____

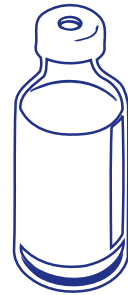
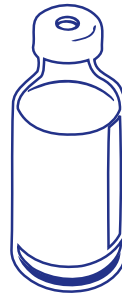
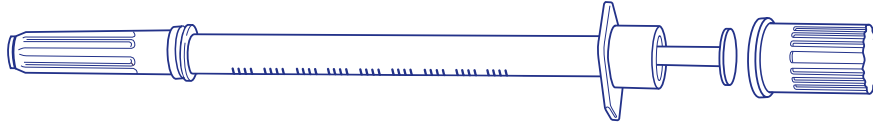
Telephone Number: _____

Syringe Size: BD Ultra-Fine™


3/10cc/mL

1/2cc/mL

1cc/mL




My insulin is: _____
(brand name)



_____ A.M.

_____ units


_____ units



_____ P.M.

_____ units


_____ units



_____ P.M.

_____ units

_____ units



_____ P.M.

_____ units

_____ units

Call BD Consumer Services at **1.888.BDCARES (1.888.232.2737)**
or visit our website at **www.BDdiabetes.com/us**.



1 Becton Drive
Franklin Lakes, NJ 07417